

# The Ecdysiast

*Newsletter of The Crustacean Society*

## *Inside...*

*Message from the President.....*1-2

*Crust-L and Crust-Soc.....*2

*TCS Board Members....*3

*Recent trends in publishing JCB.....*4

*TCS website.....*4

*Recent Meetings.....*5-7

*Upcoming Meetings.....*8-9

*New publications.....*10-12

*Denton Belk fund.....*12

## *Message from the President...*

Dear TCS members,

I have now finished my first year as President of the Society. There have been many interesting developments with the journal, with meetings, and with the membership of our Board of Governors. On the latter, we have three new governors: Shane Ah Yong, representing the Indo-Pacific region, Jens Hoeg, representing Europe, and Regina Wetzler, representing North America. Please give them a warm welcome. I also thank those that previously served in these positions: Angelika Brandt, Mike Childress, and Colin McLay. We are lucky to have such a vibrant group of officers who have the Society's best interests at heart.

We continue to modernize operations through our association with Allen Press, BioOne.org, and JSTOR. Working with Allen Press, our editor, Fred Schram, has moved all of the submission and review procedures to an online system, AllenTrack, <http://jcb.allentrack2.net/cgi-bin/main.plex>. Allen Press has been extremely helpful in working with Fred Schram to ensure a smooth transition to electronic submissions. We hope that this greatly reduces the busy work imposed upon the editor and gives him some time to enjoy his alleged retirement! In addition, we are about to contract with Allen Press for a subscription interface that will allow us to pay membership dues online. Stay tuned for more details in the October issue.

We have entered into a secondary rights management program with BioOne.org. That is, BioOne has been expanding the distribution of its holdings to other countries, and we should receive additional revenue through their management of our secondary rights to the libraries in these countries. BioOne has also started marketing a new group of journals. The Journal of Crustacean Biology is in their BioOne.1 set, along with 79 other journals. The new BioOne.2 set is comprised of over 40 different journals, with more being added. We have a good relationship with BioOne; their marketing of the BioOne.1 set to American libraries has more than compensated for our noted loss of print subscriptions to libraries and other institutions. BioOne has invited me to give a presentation on the problems facing small societies, such as The Crustacean Society, at the BioOne partners meeting in April.

As I mentioned in the October newsletter, JSTOR has archived all of the back issues of the journal. Members can access it with their membership number, or through BioOne. I recently took advantage of this myself by tracking down a statistical paper published in the journal in 1987. We have also initiated a pay-per-view service with JSTOR that provides a small revenue stream to the society for non-subscription downloads of papers in the journal.

I am happy to report that we have been restructuring our fees. Allen Press no longer charges a fee for Tables. That news stimulated some discussion to change our fee structure such that we only charge for the following items: page charges, which are optional to members, color print charges, which are much less than I thought, and charges for changes to proofs, which are passed on from Allen Press. I must reiterate that the journal is not free, and we derive significant benefits to our members by not giving the journal to one of the large publishing houses that charge exorbitant prices for subscriptions. That means we have to charge page charges and we have to have membership fees to be successful. The many benefits of membership are listed on our website.

The Executive Officers of the Society have discussed several of items of business over the last six months. These include the inclusion of scientific advertisements in the Journal, stipends for the Treasurer and Editor, copyright permissions for PDF files, a Society membership pin, and our continuing relationship with SICB, as well as the other items presented in this report. As per our Bylaws, I have asked our Program Officer, Christopher Boyko, to form an Awards Committee to formally review

*continued...*



## Message from the President...

nominations for the Lifetime Achievement Award. I hope to hear from this committee soon.

Finally, I have some very exciting news. The Chinese Crustacean Society has offered to host the International Crustacean Conference VII in Qingdao, 2010! In November, I met with Academician and Professor Liu, former President of the Chinese Crustacean Society (CCS), and Professor Xiang, President, CCS, as well as several officers of that society to discuss holding an ICC. I was very impressed by my hosts' interest in hosting the ICC, and by the fact that the CCS has over 500 members that meet biannually and publish their own proceedings. I was also impressed by Qingdao. It will be an excellent venue; it is a beautiful coastal city with all of the modern conveniences. We must all now plan to attend the ICC VII in Qingdao! I'm sure it will be a fantastic meeting!

Sincerely,  
Jeffrey D. Shields  
President, The Crustacean Society



### **CRUST-SOC@VIMS.EDU, the Crustacean Society's Listserver**

The Crustacean Society has an email list server that is only open to members of the society. This list server is designed to provide you with timely official society business and important society announcements. CRUST-SOC is moderated and closed and is not a forum for discussion. It is not meant to replace CRUST-L because the latter is open to nonmembers and is for broader discussion on Crustacea. For suggestions, contact [jeff@vims.edu](mailto:jeff@vims.edu), your TCS Secretary, or any member of the board (listed at our website <http://www.vims.edu/tcs>).

You can subscribe to CRUST-SOC by becoming a member of the society. Members who aren't subscribed can send SUBSCRIBE CRUST-SOC YOUR NAME (not your email address) as the message body to [LISTPROC@VIMS.EDU](mailto:LISTPROC@VIMS.EDU). You can unsubscribe by sending UNSUBSCRIBE CRUST-SOC to [LISTPROC@VIMS.EDU](mailto:LISTPROC@VIMS.EDU).

We have taken every effort to ensure that your email address has been correctly entered into CRUST-SOC. However, several members have changed email addresses or have made mistakes in entering email addresses. Thus, if you are a member and are not on the list, please enter your correct email address on the annual subscription form, and please subscribe as detailed above. Remember, CRUST-SOC is the official email list server for society information and not a forum for discussion.

### **CRUST-L@VIMS.EDU, the Discussion List for Crustacea**

CRUST-L@VIMS.EDU is the email list server for those interested in Crustacea. It is an informal scientific forum for discussion on all aspect of the Crustacea. CRUST-L is a moderated, open list, but you have to be a member to post messages to it. You can subscribe to the list by sending SUBSCRIBE CRUST-L YOUR NAME (not your email address) as the message body to [LISTPROC@VIMS.EDU](mailto:LISTPROC@VIMS.EDU). You can unsubscribe by sending UNSUBSCRIBE CRUST-L to [LISTPROC@VIMS.EDU](mailto:LISTPROC@VIMS.EDU). Use [LISTPROC@VIMS.EDU](mailto:LISTPROC@VIMS.EDU) to post administrative commands such as SUBSCRIBE, INFO, HELP. Use [CRUST-L@VIMS.EDU](mailto:CRUST-L@VIMS.EDU) to post messages to CRUST-L. The listproc software includes several features such as searchable archives, and a digest mode for intermittent mailings.



## The Crustacean Society Board Members, 2007

### President:

Jeffrey D. Shields  
Virginia Institute of Marine Science  
Email: jeff@vims.edu

### President-Elect:

Rafael Lemaitre  
Smithsonian Institution, Washington, D.C.  
Email: lemaitrr@si.edu

### Past-President:

Trisha Spears  
Florida State University, Tallahassee, FL  
Email: spears@bio.fsu.edu

### Treasurer:

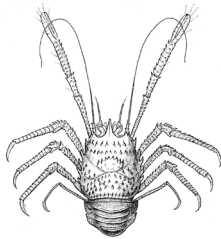
Mary Belk  
San Antonio, Texas  
Email: mary\_belk@sbcglobal.net

### Secretary:

Chris Tudge  
Biology Department, American University  
and Department of Zoology,  
National Museum of Natural History  
Emails: ctudge@american.edu;  
TudgeC@si.edu

### Editor, Journal of Crustacean Biology:

Frederick R. Schram  
University of Washington, WA  
Email: jcb@whidbey.com



### Asian Governor:

Akira Asakura  
Natural History Museum and Institute, Chiba, Japan  
Email: asakura@chiba-muse.or.jp

### European Governor:

Jens Hoeg  
University of Copenhagen, Denmark  
Email: jthoeg@zi.ku.dk

### Indo-Pacific Governor:

Shane Ah Yong  
National Institute of Water and Atmosphere,  
Wellington, New Zealand  
Email: s.ahyong@niwa.co.nz

### Latin American Governor:

Michel Hendrickx  
Unidad Academica Mazatlan, Mazatlan, Mexico  
Email: michel@ola.icmyl.unam.mx

### North American Governor:

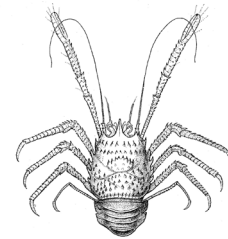
Regina Wetzer  
Natural History Museum of Los Angeles County, CA  
Email: rwetzer@nhm.org

### Program Officer:

Christopher B. Boyko  
American Museum of Natural History, NY  
Email: cboyko@amnh.org

### SICB Liason Officer:

Brian Tsukimura  
California State University, Fresno, CA  
Email: briant@csufresno.edu



The **Ecdysiast** is published twice yearly and mailed with the May and November issues of the Journal of Crustacean Biology. In addition, each issue, from May 1997 to present, is available to be downloaded as a pdf at The Crustacean Society's website (see <http://www.vims.edu/tcs/ecdyasiast.htm>). Submissions for the May newsletter should be received by mid March, while those for the November newsletter should be received by mid September. All types of crustacean related contributions are encouraged, including announcements of upcoming workshops and meetings, regional updates, current research, meeting summaries (with photos!), new publications and any other crustacean news.

Send all material directly to the editor:

Rachael A. King, Southeastern Regional Taxonomic Center, Marine Resources Research Institute, PO Box 12559, Charleston, SC 29422-2559, USA. Ph: 843-953-9794. Fax: 843-953-9820. Email: KingR@dnr.sc.gov



## More on Recent Trends in publishing the Journal of Crustacean Biology

In the May 2005 issue of the *Ecdysiast*, I presented a brief analysis of some trends in our publication costs for the JCB. Here I present an update of that analysis that reflects some recent changes in our costs. Our total cost per volume, excluding special issues, increased steadily until 2001 when it decreased because we decreased our total print run. The total print run is the total number of books printed per volume of four issues. The increase in costs in 2000 was due to our publishing more pages that year (see Fig. 2). In 2001, we cut the total print run to reduce the costs associated with producing the journal and to further reduce our storage costs. In 2003, the number of pages per volume decreased which reflected a dip in cost, but the decrease in total print run was low, because we still published 4 issues. In 2005, I stated that the cost of publishing the journal had outpaced our subscription fees, and therefore, we increased our fees. After 2003 there is an increasing trend in the cost per volume, but over the last few years it has fluctuated in relation to the number of pages that we publish and the cost per page (Fig. 2).

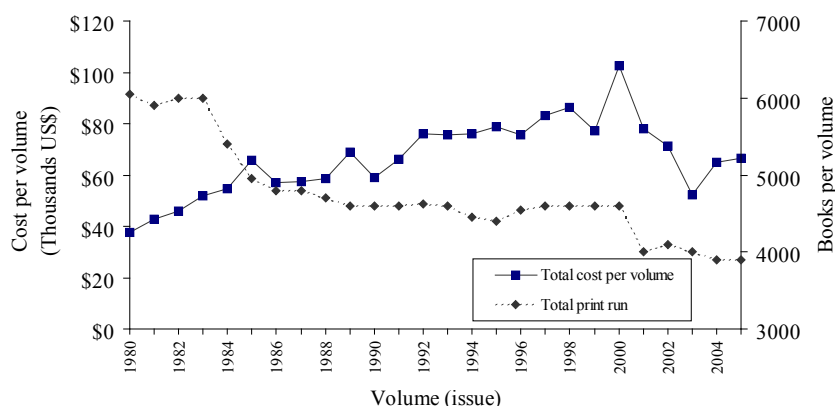


Fig. 1. Annual cost of producing a volume of the Journal of Crustacean Biology and total print run (total number of books printed) over time. Note the decline in total print run over time and the decrease in cost associated with the reduction in the print run in 2001.

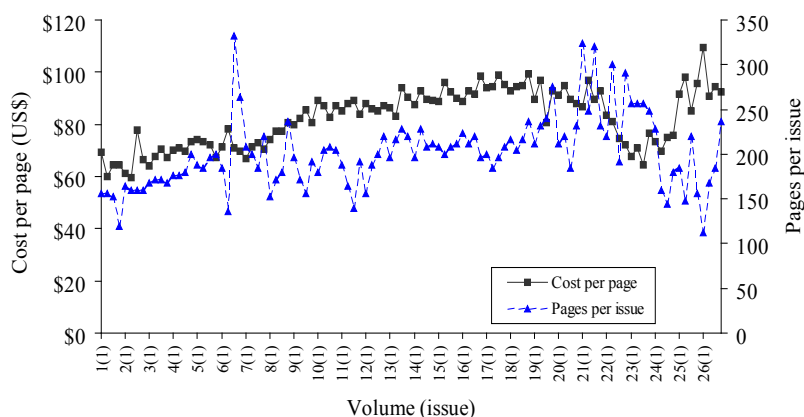


Figure 2. Cost per page for publishing in JCB and pages per issue over time. Special issues are not included. In 2005 JCB was switched to a larger format.

*continued...*




## *More on Recent Trends in publishing the Journal of Crustacean Biology*

Over the last 5 years, we have seen some unusual fluctuations in our page charges and in the number of pages per issue that we publish (Figure 2). In 2001 (vol. 21), we published 1108 pages (Fig. 1); ironically our page charges were high at that time. From 2002 through 2004, the decline in page charges was due to cost savings implemented by our printer, Allen Press, and Dave Camp's efforts to take on some of the production editing. In 2005 (vol 25), our page charges increased from \$75 to over \$90 per page, because our format changed to the larger 8½ x 11 trim. This also resulted in a decrease in the number of pages per issue. The number of pages per issue also reflects the number of submissions that we have, but it is lagged somewhat by a year. Therefore, I would encourage you all to submit your papers to the journal.

I have a final note about page charges. Page charges are optional to members. However, publication in the journal does not require payment of page charges. Good papers will still be published in the journal even if their authors cannot pay. In addition, TCS does not pass on the full page charge to its authors. The full cost is over \$90 per page and we now charge \$75 per page. It would be marvelous to not have to pay for page charges, but we cannot afford to print the journal without them.

Respectfully submitted,  
Jeffrey Shields



### **The Crustacean Society Website**

**The Crustacean Society** website, <http://www.vims.edu/tcs>, provides our members with information on meetings, society news, business, instructions for the Journal of Crustacean Biology, the Ecdysiast, and other helpful links. Features include: (1) membership applications and benefits to members; (2) society poster and page for recruitment (great pics!); (3) fliers and official info for upcoming meetings; (4) downloads such as an official copy of Martin & Davis (2001) Classification of the Crustacea; and of course (5) the manuscript tracking page for JCB submissions (updated monthly). This website is designed to serve you and your diverse interests. If you have an idea, item, link, or information of general interest, please forward it to [jeff@vims.edu](mailto:jeff@vims.edu) for inclusion in our website. We're also looking for participants to help in maintaining this site; step up if you're interested!





## Recent Meetings...

### SICB, Arizona January 3-7, 2007

The Crustacean Society (TCS) is pleased to announce the winners of the Best Student Paper and Poster Competition held during the Annual Meeting of the Society for Integrative and Comparative Biology, January 3-7, 2007, at the Phoenix Convention Center, Phoenix Arizona. There were 24 competitors and the quality of entries was impressive. The Best Graduate Student Oral Presentation Award was presented to **Trevor J. Rivers** (Cornell University) for his talk entitled, "Female response behavior to complex, intermittent luminescent male displays in a Caribbean ostracod" (with co-author J. G. Morin). The Best Graduate Student Poster Award was presented to **Elizabeth A.G. Whitehill** (Harbor Branch Oceanographic Institution and Florida Atlantic University) for her poster entitled, "Visual adaptations of life history stages of ontogenetically migrating crustaceans" (with co-author T.M. Frank). Each award consists of a certificate, US\$50 cash, and a one-year membership in The Crustacean Society, including subscription to *The Journal of Crustacean Biology*. TCS thanks those members who served as judges and all student participants.

Christopher B. Boyko  
Program Officer

### SICB student winners:

**Female response behavior to complex, intermittent luminescent male displays in a Caribbean ostracod.**

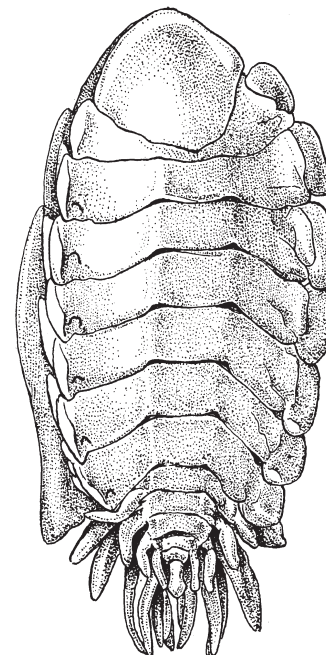
RIVERS, T.J. and J.G. MORIN (Cornell University)  
tjr28@cornell.edu

Although bioluminescence is much more prevalent in marine environments than terrestrial ones, describing female response behavior in mating systems where males utilize distinct, species-specific luminescent courtship displays to attract females has been restricted to a few terrestrial species of fireflies. Male myodocopid ostracods (<2mm) utilize luminescence in the most unique and complex displays known to date in marine environments. We focus on a grassbed-flashing species, where males display upward into the water column in a display that can contain up to 19 flashes of light secreted into the water column. Previous attempts to observe female behavior have been confounded by displaying males in the same tank intercepting and trying (unsuccessfully) to copulate with the female before she can exhibit choice. Here, by using a light-emitting-diode array to mimic a male display and Infra-red (IR) cameras to record behavior, we give evidence that females are indeed responding to luminescence and approach a moving, intermittent luminescent signal in a way to intercept a signaling male. We hypothesize that luminescence is the primary signal to attract receptive females, and that secondary chemical cues may prove to be vital for the final homing in on a displaying male.

### Visual adaptations of life history stages of ontogenetically migrating crustaceans

WHITEHILL, E.A.G. and T.M. FRANK (Harbor Branch Oceanographic Institute)  
ewhitehill@hboi.edu

Most deep-sea adult shrimps have superposition compound eyes, which are adapted to maximize sensitivity. However, the juveniles of some of these shrimps live shallower than the adults, a phenomenon called ontogenetic migration. It is hypothesized that the juveniles will have visual adaptations to the higher light environment present in shallower waters, including apposition optics, which are thought to maximize resolution while necessarily sacrificing sensitivity. In this study, juveniles and adults of several species of deep-sea crustaceans were examined. The ontogenetically migrating species *Gnathopausia ingens*, *Oplophorus gracilirostris*, and *Systellaspis debilis* were compared to *Notostomus elegans*, a decapod shrimp in which both the juveniles and adults live below 700 m depth. The data presented here indicate that there are structural differences between the eyes of juvenile and adult ontogenetic migrators that indicate that the shallower dwelling juveniles are less sensitive to light than the deeper living adults. Juveniles of the species *O. gracilirostris*, *S. debilis*, and *G. ingens* have apposition optics and other adaptations for brightly lit environments, whereas the adults have superposition optics. Both juveniles and adults of *N. gibbosus*, the non-migrator, have superposition optics, suggesting that both life stages have adapted to the low irradiance present in the deep-sea environment.





## *Recent Meetings...*

### Workshop on CeDAMar Isopoda March 25 – April 1, 2007 Wilhelmshaven, Germany

Within the framework of the Census of the Diversity of Abyssal Marine Life (CeDAMar) a workshop on deep-sea Isopoda was held at the German Centre of Marine Biodiversity Research (DZMB) in Wilhelmshaven, Germany during the last week of March 2007. A group of 23 international taxonomists exchanged knowledge and ideas about emerging techniques for species descriptions and systematics. The main topics covered were standard methods, the use of computer software (DELTA, DEscriptive Language for TAXonomy), different microscopy methods such as scanning electron microscopy (SEM) and confocal laser scanning microscopy (CLSM) and molecular genetics, and how these can contribute to accuracy of species descriptions, accessibility and amount of information. The purpose was also to describe new species from the CeDAMar material (ANDEEP and DIVA expeditions) contributing to a special volume of *Zootaxa* dedicated to Deep-Sea Biodiversity, under the CeDAMar objective of describing 500 species by 2010.

Talks were given covering topics like standard methods of species descriptions (Olga Golovan, Dr. Marina Malyutina), the use of DELTA in species description (Dr. Gary Poore) or how genetics can contribute to species descriptions (Karen Osborn).

Working groups were organized due to the different techniques, comprising the following methods: standard methods of species description, digital drawing using Adobe Illustrator, CLSM and DELTA.

From what was discussed over the last week, there are a number of points we can conclude:

- \* imaging tools like the CLSM 3 D software will rapidly improve in quality and ease of use, and can help to describe species in even more detail
- \* a balance between the amount of detail in species descriptions and the number of species descriptions must be found regarding the extremely high number of new species sampled in deep-sea areas
- \* it is essential to embrace future technological advances to make the most effective use of these, e.g. micro-chromatography, and combine those to provide a powerful tool for the use in science
- \* future research on abyssal marine life is certain to yield many species new to science. Thus, embedding new methods into species descriptions is absolutely necessary, e.g. in INTKEY and databases like Genbank.



Participants of the first Workshop on CeDAMar Isopoda held at the DZMB in Wilhelmshaven, Germany, March 25th – April 1st 2007.

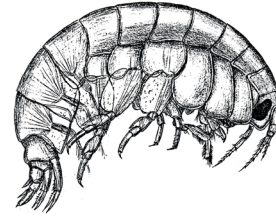


## Upcoming Meetings...

### 13th International Colloquium on Amphipoda

Balaton Limnological Research Institute of the  
Hungarian Academy of Sciences,  
Tihany, Hungary  
May 20-25, 2007

[www.blki.hu/13thICA](http://www.blki.hu/13thICA)



### TCS mid-year meeting

Coquimbo-La Serena, Chile  
October 14-17, 2007

<http://tcs2007.sede.ucn.cl/>

### The 8th Lobster Conference

Charlottetown, Prince Edward Island, Canada  
September 3-8, 2007

The 8<sup>th</sup> International Conference and Workshop on Lobster Biology and Management will be co-hosted by the Prince Edward Island Department of Agriculture, Fisheries, Aquaculture & Forestry and the Atlantic Veterinary College, Lobster Science Centre. It will be held in Charlottetown, Prince Edward Island, in September 2007. <http://www.lobsterscience.ca/conference/> for more details.

TCS is very happy to announce that the Mid-Year Meeting in 2007 will be held in Coquimbo-La Serena, Chile, organized by the Universidad Católica del Norte in Coquimbo, Chile.

English will be the official language of the conference for both oral and poster presentations. English-speaking student guides will also be available for additional sampling trips during the post-conference days.

Abstract submission: Send abstract to: [TCSchile2007@ucn.cl](mailto:TCSchile2007@ucn.cl)  
Abstract Deadline: 30 June 2007

Open Sessions: Ecology, Behavior, Physiology, Phylogeny

Symposia:

**Chemical ecology of aquatic crustaceans**  
(T. Breithaupt)

**Crustacean Migrations and Movements**  
(R. Bauer)

**Ecology and Evolution of Freshwater Amphipods**  
(G. Wellborn)

**Larval Biology**  
(K. Anger & S. Tatje)

**Fisheries of Crustaceans**  
(L. Orensanz)

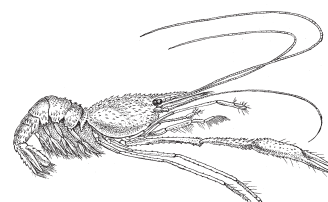
### 11th International Congress on Invertebrate Reproduction and Development (ICIRD)

Hosted by the Smithsonian Tropical Research Institute  
Panama City, Panama  
August 6-9, 2007

Symposium topics:  
**Sexual selection in Invertebrates**  
(J. Leonard and J. Christy)

**Reproductive Toxicology of Invertebrates**  
(G. Caldwell and M. Bentley)

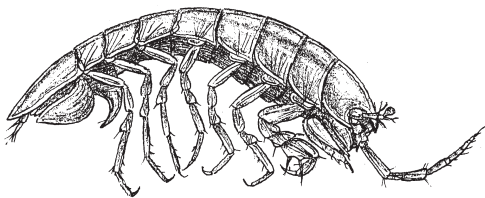
**Crustacean Reproduction and Development**  
(E. Dupré)







## Upcoming Meetings...



### SICB 2008 Symposia

San Antonio, Texas

January 2-6, 2008

Advances in decapod crustacean phylogenetics

TCS is sponsoring a symposium titled "Advances in Decapod Crustacean Phylogenetics" as part of the January 2008, SICB meetings in San Antonio, Texas. The symposium is being organized by Jody Martin, Darryl Felder, and Keith Crandall, and is an outgrowth of their decapod crustacean "Assembling the Tree of Life" grant funded by the National Science Foundation. (Additional PIs on that grant are Nikki Hannegan, Rod Feldmann, and Carrie Schweitzer.) In addition to TCS, the symposium is being sponsored and partially funded by the Society of Comparative and Integrative Biology (SICB), two Divisions within SICB (the Division of Invertebrate Zoology and the Division of Evolutionary and Systematic Biology), and the American Microscopical Society. Additional funding has also been requested from the Society of Systematic Biology and from NSF. The symposium will be followed by a contributed paper session to include related talks on decapod phylogeny and, if additional funding is secured, a post-meeting workshop on decapod crustacean phylogenetic advances and techniques. A volume to include the published proceedings of the symposium and contributed paper session is also being planned. For additional information, contact Jody Martin at [jmartin@nhm.org](mailto:jmartin@nhm.org).

### TCS 2008 Summer Meeting

Galveston, Texas

(details coming!)

### Request for proposals - SICB 2009

The SICB Program Officers are requesting proposals for symposia for the (Jan 2-6) 2009 SICB meeting in Boston, MA. As SICB Liaison, I hope to encourage members to organize a symposium for the 2009 meeting. This year TCS did not sponsor a program in Phoenix in 2007. Thus, it would be great to again have a presence in Boston in 2009. In 2008, San Antonio, TX, TCS will be sponsoring the symposium entitled "Advances in decapod crustacean phylogenetics" organized by Jody Martin and D. Felder.

Start thinking creatively about developing plans now. Organizing a symposium can be fun. You have the chance to ask speakers to talk about topics you find interesting, and it is a great way to make new friends and contacts. You will enjoy working with Harold Heatwole, the Editor of *"Integrative and Comparative Biology"* (formerly called *American Zoologist*), in getting your symposium papers published together as a peer-reviewed volume that can be used for reference and seminars.

The SICB has revised the procedure for developing symposia, mainly to insure the involvement of the Divisions and to make the process easier and more straightforward. The symposia at San Antonio will be broken into three groups:

- (1) divisional or co-sponsoring society symposia, (2) society-wide symposia, and
- (3) mini-symposia.

Regardless of what type of symposium you are planning, please do not plan for more than 11 speakers or you may be in the awkward position of having to uninvite individuals.

Symposia acceptance can be enhanced with co-sponsorships from Divisions of the SICB. In addition, when the organizers apply for symposia sponsorship, the SICB will waive the registrations fees for the speakers. Information on submitting symposia for the 2009 meeting in Boston is now a link on the home page of the SICB web site: (<http://www.sicb.org/meetings/2009/index.php3>) Deadline for submissions is **August 17, 2007**.

I am willing to assist any group in developing a proposal. In addition, please contact Chris Boyko ([cboyko@amnh.org](mailto:cboyko@amnh.org)) to coordinate the development of your proposal.

Brian Tsukimura  
SICB-TCS Liaison Officer





## *From the desk of the TCS Latin American Governor*

Although the situation is slowly improving in some countries, in part due to activities of the **IAMSLIC Latin American branch**, many Latin America libraries still lack basic reference texts (either recent or old) to support their scientific staff. One of the concerns of The Crustacean Society (TCS) board has been to increase help to key-libraries in this region with a limited amount of complimentary issues of the *Journal of Crustacean Biology* and through donation of selected back issues that are in excess. TCS has also agreed to support, with limited funds, the mailing to Latin America libraries of available duplicates of texts dealing with crustaceans that I have received free of charge from other institutions. Simultaneously, the **ALCARCINUS** (Latin America Association of Carcinologists, previously known as **ALCA**) Internet list has been used to offer regional scientists and students help in obtaining some urgently needed publications. When I cannot supply the copies myself, I have requested assistance from colleagues and libraries all over the world, and there has been an astounding spirit of collaboration. Dozens of colleagues have been involved from Austria, Belgium, France, Germany, Great Britain, Italy, Mexico, New Zealand, and the USA, and supplied copies or PDFs of much needed literature. Many thanks to all of you! The following actions were taken.

1. A complimentary issue of JCB is now sent on a regular basis to seven libraries in Argentina, Cuba, Costa Rica, Colombia, Ecuador, Peru and Venezuela. The same libraries received (or will receive soon) the back issues of JCB in excess (Vols 18-24), free of charge. In addition, other libraries in Argentina, Guatemala, Chile, Brazil, El Salvador, and Mexico will receive complete or partial (in case they already have some) sets of these back issues in order to complete their holdings.

2. The "urgently needed literature system" operated from the Governor's office has received over 60 requests since it was implemented (May 2005). We are also offering (for personal use) copies of some classic papers dealing with crustaceans of the region. In total, over 1800 requests have been attended to date (special thanks to "macho" Soledad and to Betel!). Whenever possible, we also try to help young scientists build up specialized SI or from Mexico to libraries or carcinology departments in the region (thanks to Marilyn Schotte!).

It is obvious to me that this kind of effort must increase and that we also need to favor international contacts within Latin America, inter-connecting people who could help each other, and hopefully using the **ALCARCINUS** network more. Whenever needed, assistance will be (and has been) requested via the Crust-L list server. In places where infrastructure is insufficient, a little help from some friends can make a great difference.

Michel E. Hendrickx  
TCS Governor for Latin America

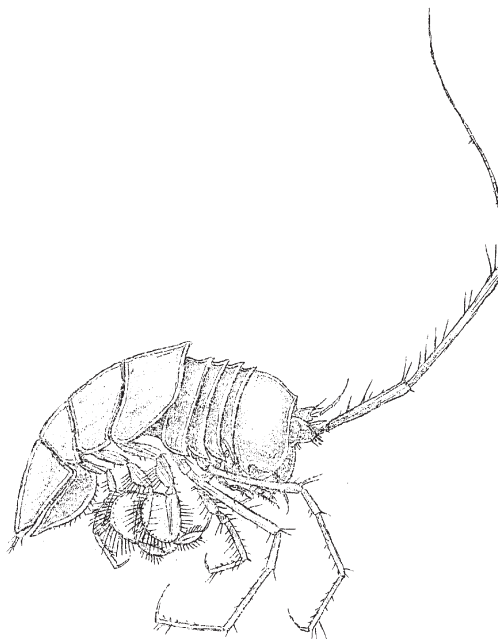


## *News from Brazil*

In November 2006, during the 4th Brazilian Crustacean Congress, the new officers of The Brazilian Crustacean Society were elected. The new President is now Maria Lucia Negreiros-Fransozo and the vice-president is Jussara Moretto Martinelli. The officers generally serve two-year terms, but may serve for four-years. We wish them good luck.

In January 2007, the Brazilian Crustacean Society (SBC - <http://www.sbc.nauplius.com.br>) announced that Maria Lucia Negreiros-Fransozo had stepped down as the Editor of *Nauplius* (the Brazilian Crustacean Society Journal) and that Dr. Marcos Tavares (Museum of Zoology, University of São Paulo) has become the new Editor. We thank Maria Lucia for her outstanding job as Editor and wish good luck to Marcos in his new challenge! *Nauplius* is indexed in Biological Abstracts, Zoological Records, ASFA and Qualis (CAPES, Brazil). The recent issues (14-1 and 14-2, 2006) contain 13 papers printed on 97 pages and cover crustacean biology, ecology and systematics. Manuscripts should be prepared according to the *Nauplius*' instructions for authors ([www.nauplius.com.br](http://www.nauplius.com.br)) and should be sent to the new editor in Brazil (Dr. Marcos Tavares, email: [mdst@usp.br](mailto:mdst@usp.br)) by electronic correspondence.

Fernando L. Mantelatto  
Past President, Brazilian Crustacean Society  
E-mail: [flmantel@usp.br](mailto:flmantel@usp.br)





## New publications...

### Biology of Anomura II

Proceedings of the Symposium organized by Rafael Lemaitre and Christopher Tudge, Sixth International Crustacean Congress, Glasgow, Scotland.

Crustacean Research, Special Number 6, Carcinological Society of Japan

Editor: Akira Asakura, Natural History Museum and Institute, Chiba

October 2006, 199 pp., hardcover, ISSN 0287-3478

Price: JPY 3,000 (= US\$ 30).

The content, application, and rationale behind this volume are best described with a few words from the preface by C. Tudge and R. Lemaitre

“After the success of the first “Biology of the Anomura” symposium at the Fifth International Crustacean Congress (ICC5) in Melbourne, Australia in 2001, it seemed natural that a second symposium devoted to the Anomura should follow. This was done during ICC6, 18-22 July 2005, in Glasgow, Scotland, UK., entitled: The “Biology of the Anomura II”. This special volume of Crustacean Research is dedicated to various papers presented during the ICC6 symposium. This volume contains 16 papers from 33 authors representing nine countries, and covers most of the fields and groups being researched by anomuran co-workers worldwide. Not all those colleagues who attended the symposium submitted manuscripts for this volume, while others who could not attend ICC6 did submit papers. The enthusiastic international participation in the symposium, the diversity of topics and taxa covered, and the high quality of research papers are all firm indicators of the worldwide interest in the field of anomuran systematics and biology. With pleasure we have served as coordinators of these symposia, and find great satisfaction in seeing that our work has served as a catalyst to bring together anomuran biologists and share our common research interests”.

### Candoninae (Ostracoda) from the Pilbara region in Western Australia

Ivana Karanovic

Describes the Candoninae fauna of the Pilbara region, containing 84 species and 12 genera, of which 83 species and 11 genera are endemic. The Pilbara region has emerged since the Precambrian and is therefore the most ancient landscape on Earth. The underground life, discovered only recently in the calcrete systems, speaks clearly about the antiquity of the region. One of the most diverse groups thriving in these ancient systems is the ostracode subfamily Candoninae. The number of endemic taxa (83 species, 11 genera and 2 tribes) illuminates the conservation value of the entire region, which is more than in the ancient Lake Baikal. This exceptional fauna has a separate position on the phylogenetical tree of Candoninae, presented here for the first time. Therefore, this monograph is not only a story about one fauna but also about the entire subfamily. EUR 147.00 / US\$ 198.00 / GBP99.00, exchange rate may vary. See [www.stevensimpsonbooks.com](http://www.stevensimpsonbooks.com)

### Ostracod CD-ROM

A new part of the “Kempf Database Ostracoda” is now available on CD-ROM.

Index D (= part 16) of the series “Index and Bibliography of Non-marine Ostracoda”.

This new index with more than 27,500 data sets is titled “Recent Non-marine Ostracoda of the World”. It presents not only links to the ostracod literature with first descriptions of genera or species, but also to publications with subsequent descriptions, research results, or mentions, leading even to the exact page of the relevant publication.

“Index D” is part of the overall database system. Therefore it is not a stand-alone reference work, but depends on the hitherto published “Level 1” parts of the “Kempf Database Ostracoda”, as the name of each genus or species is coded by its UTIN (Universal Taxonomic Identification Number). Those numbers have been produced with the publication of the “Index B” parts. Similarly the literature citations are coded by the numbers given in the published bibliographies.

For the whole field of Recent Ostracoda there is now a unique research instrument available. Together with Index D of the “Recent marine Ostracoda of the world” (published in 2004) about 48,000 references are now available that lead to the relevant literature. With that kind of index on CD-ROM (and using any browser software), it is not only possible to get knowledge in which publication information can be found on a certain taxon, but also which taxa have been dealt with altogether in a certain publication. And that not only for a certain region, but on a worldwide scale.

The new Index D of the non-marine Ostracoda on CD-ROM is available from the author at the price of 64.90 Euro (plus postage). Working copies of the unpublished parts 12 and 14 of “Index and Bibliography of Non-marine Ostracoda” are given in addition free of charge. Those parts are helpful, because Index D covers also references to quite recent literature.

More information is available from:

Prof. Dr. Eugen Karl Kempf

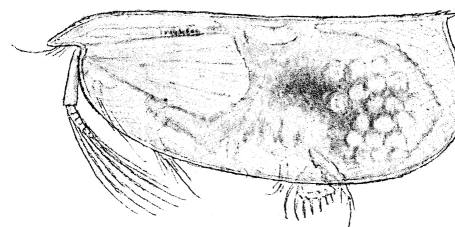
Uesdorfer Str. 61,

D – 50226, Frechen

Germany

E-mail: [kempf@uni-koeln.de](mailto:kempf@uni-koeln.de)

Web sites: <http://ostracoda-on.tripod.com>, <http://www.kempf-world.net>







## New publications...

### The Blue Crab: *Callinectes sapidus*

Victor S. Kennedy and L. Eugene Cronin, editors

Book, 800 pages, hard cover, 8-1/2" x 11", with hundreds of drawings and photographs (some in color), plus subject and species indexes.

UM-SG-TS-2007-01. ISBN-13: 978-0-943676-67-8 / ISBN-10: 0-943676-67-3

Cost: \$125.00 plus shipping and handling.

<http://www.mdsg.umd.edu/store/bc/order.html>

An essential resource for researchers, students, and managers, this book is the first truly comprehensive reference work on the blue crab, *Callinectes sapidus*.

The blue crab is a significant U.S. commercial and recreational species from the Mid-Atlantic to the Gulf of Mexico. In Chesapeake Bay, the nation's largest estuary, the blue crab has become a regional symbol, as well as the Bay's most profitable seafood product. During recent years, controversies have arisen over the status of blue crab stocks and how best to manage them. A clear synthesis of scientific information detailing the blue crab's biology and ecology will greatly augment our baseline knowledge about this important crustacean.

Well-known marine biologists Victor Kennedy and the late Eugene Cronin edited the volume and assembled scientists who are leaders in their respective fields of blue crab study across the United States and beyond to provide this first comprehensive overview of the science surrounding the blue crab. Kennedy was the lead editor of *The Eastern Oyster: Crassostrea virginica*, the most comprehensive compilation of current scientific knowledge about the Eastern oyster. Currently in press, the new book, *The Blue Crab: Callinectes sapidus*, will include chapters on systematics; anatomy of larval, juvenile, and adult stages; molting and growth; reproduction; diseases and parasites; physiology; ecology of all life history stages; history of blue crab fisheries in the U.S.; and population dynamics. It will be the first treatment of such breadth on any major crab species. Authors and chapter titles are listed below.

Chapter 1 — A.B. Williams. Systematics and Evolution

Chapter 2 — V.S. Kennedy. External Anatomy of Blue Crab Larvae

Chapter 3 — V.S. Kennedy and L.E. Cronin. Anatomy of the Post-Larval Blue Crab

Chapter 4 — C.K. Govind. Muscles and Neurons

Chapter 5 — I.J. McGaw and C.L. Reiber. The Functional Anatomy of the Circulatory System

Chapter 6 — S.G. Smith and E.S. Chang. Molting and Growth

Chapter 7 — P.R. Jivoff, A.H. Hines and L.S. Quackenbush. Reproduction Biology and Embryonic Development

Chapter 8 — J.D. Shields and R.M. Overstreet. Diseases, Parasites and Other Symbionts

Chapter 9 — D.W. Towle and L.E. Burnett. Osmoregulatory, Digestive and Respiratory Physiology

Chapter 10 — R.A. Tankersley and R.B. Forward, Jr. Environmental Physiology

Chapter 11 — M. Brouwer and R.F. Lee. Responses to Toxic Chemicals at the Molecular, Cellular, Tissue, and Organismal Level

Chapter 12 — C.E. Epifanio. Biology of Larvae

Chapter 13 — R.N. Lipcius, D.B. Eggleston, K.L. Heck, Jr., R.D. Seitz, and J. van Montfrans. Ecology of Postlarval and Young Juvenile Blue Crabs

Chapter 14 — A.H. Hines. Ecology of Juvenile and Adult Blue Crabs

Chapter 15 — V.S. Kennedy, M. Oesterling, and W. A. van Engel. History of Blue Crab Fisheries on the U.S. Atlantic and Gulf Coasts

Chapter 16 — M.J. Fogarty and R.N. Lipcius. Population Dynamics and Fisheries

### Denton Belk Fund

The Crustacean Society would like to remind our readers that it is soliciting contributions to an endowed fund to honor the memory of Denton Belk, a founding member and past treasurer of TCS. The endowment will be used to fund scholarships for students performing large branchiopod research, a field in which Denton excelled and made significant contributions. Students will be able to use funds to support research costs and/or travel (either to scientific meetings or for research purposes).

Denton was exceptionally generous in his lifetime to students in need who expressed an interest and passion for large branchiopods. We feel it is a fitting tribute to our colleague and friend to continue this tradition in his passing. We encourage and appreciate your contribution!

**Please note that you do not need to become a member of TCS to make a donation!**

Personal checks (in U.S. Dollars) may be made out to "TCS – The Denton Belk Fund". Alternatively, contributions using Visa or Master Card can be made by printing out a copy of the membership application from the Society's website (<http://www.vims.edu/tcs>), indicating the amount (in U.S. Dollars) that you are willing to contribute on the appropriate line, and mailing the form to the Business Office at the address below.

Please send contributions to:

Business Office

The Crustacean Society

P.O. Box 1897

Lawrence, Kansas 66044-8897

U.S.A.

For additional inquiries, please contact Mary Belk (TCS Treasurer) by email:

([mary\\_belk@sbcglobal.net](mailto:mary_belk@sbcglobal.net))